



Newsletter Producer Price Index (PPI) March, 2020



Republic of Ghana

April 22, 2020

Producer Price Inflation Rate in March 2020 is 6.8%

The Producer Price Index

The Producer Price Index (PPI) measures the average change over time in the prices received by domestic producers for the production of their goods and services. The PPI for Ghana reports the producer price indices with reference to September 2006, the base period. This release shows the annual (year-on-year) and monthly producer inflation rates for all industry and three major sub-sectors of industry (Mining and Quarrying, Manufacturing and Utilities) for the last twelve months. The figures for March 2020 are provisional and are subject to revision when additional data become available. All other indicators are final.

March 2020 Producer Inflation

The Producer Price Inflation rate for March 2020 was 6.8 percent. This rate indicates that between March 2019 and March 2020 (year-on-year), the PPI increased by 6.8 percent. This rate represents a 3.7 percentage point decrease in producer inflation relative to the rate recorded in February 2020 (10.5%). The month-on-month change in producer price index between February 2020 and March 2020 was -2.1 percent (Table 1)

Table 1: PPI for January, February & March 2020

Month	Index level	Change rate (%)	
	Sept 2006=100	Monthly	Yearly
January 2020	687.7	1.6	14.5
February, rev. 2020	677.3	-1.5	10.5
March, 2020	p 663.1	p-2.1	p6.8

p = Provisional

The producer price inflation in the Mining and Quarrying sub-sector decreased by 2.4 percentage points over the February 2020 rate of 26.1 percent to record 23.7 percent in March 2020. The producer inflation for Manufacturing which constitutes more than two-thirds of the total industry decreased by 4.7 percentage points to record 2.1 percent. The utility sub-sector recorded an inflation rate of 12.2 percent for March 2020 indicating a decrease of 0.1 percentage point over the February 2020 rate of 12.3 percent.

Table 2: PPI and Inflation by Sector, March 2020 (September 2006= 100)

Sector	Index level	Change rate (%)	
	Sept 2006=100	Monthly	Yearly
Mining & Quarrying	1,641.1	-0.3	23.7
Manufacturing	503.2	-3.0	2.1
Utilities	896.2	0.0	12.2
ALL INDUSTRY	663.1	-2.1	6.8

The data in this table are provisional.

Trends

In March 2019, the producer price inflation rate for all industry was 7.1 percent. In April 2019, the rate remained unchanged but declined to 6.7 percent in May 2019. Since then, the rate increased consistently to record 10.2 percent in August 2019

but declined to 8.9 percent in October 2019. The rate increased again continuously to record 14.5 percent in January 2020 but declined to record 6.8 percent in March 2020.

Manufacturing Sector

During March 2020, ten out of the sixteen major groups in the manufacturing sub-sector recorded inflation rates higher than the sector average of 2.1 percent. Manufacture of machinery and equipment n.e.c. recorded the highest inflation rate of 24.7 percent, while the Manufacture of coke, refined petroleum products and nuclear fuel recorded a deflation rate of -9.6 percent (Fig. 2).

Petroleum Price Index

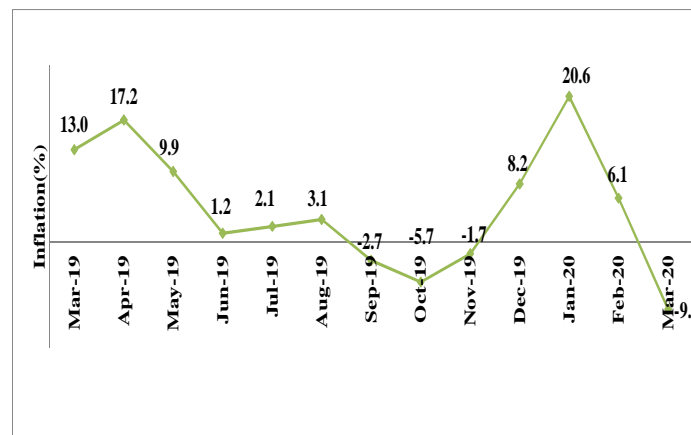
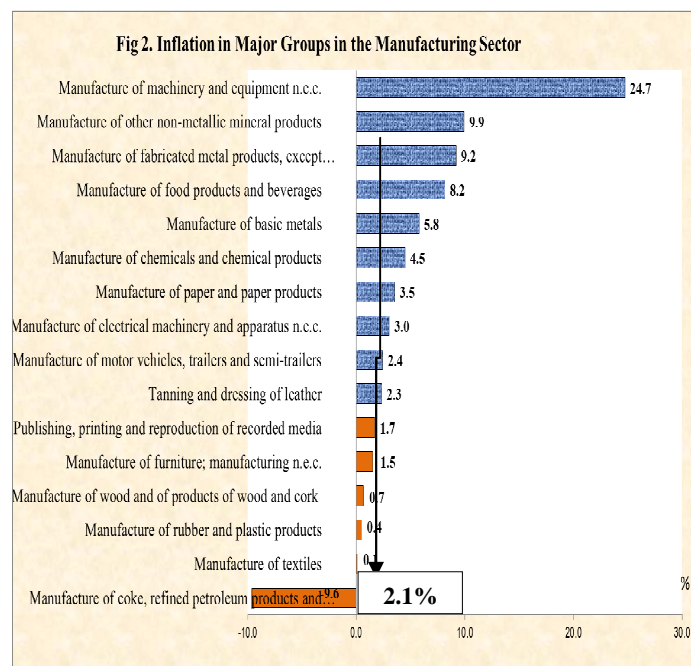
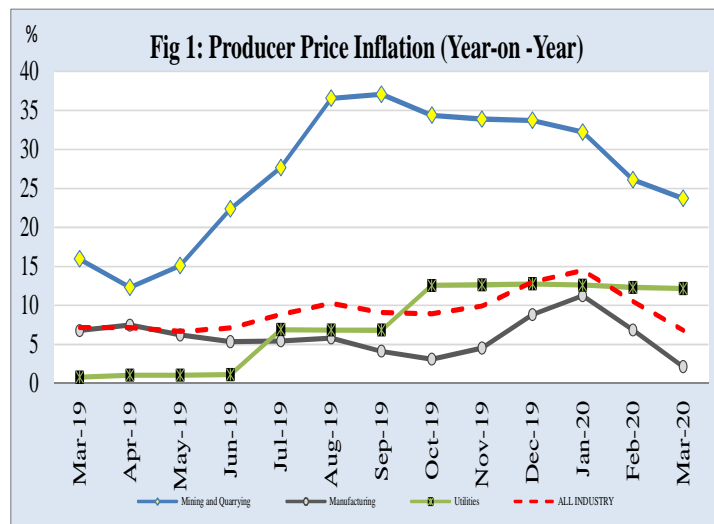
The producer inflation rate in the petroleum sub-sector was 13.0 percent in March 2019. In April 2019, the rate increased to record 17.2 percent but declined to 1.2 percent in June 2019. However, it increased to 3.1 percent in August 2019 but declined again to -5.7 percent in October 2019. Thereafter the rate increased consistently to record 20.6 percent in January 2020, but declined consistently to record -9.6 percent in March 2020 (Fig 3).

Highlights

The year-on-year producer inflation for all industry was 6.8 percent in March 2020; the monthly change rate was -2.1 percent.

The Mining and Quarrying sub-sector recorded the highest year-on-year producer price inflation rate of 23.7 percent, followed by the utility sub-sector with 12.2 percent. The Manufacturing sub-sector recorded the lowest year-on-year producer inflation rate of 2.1 percent.

For the monthly changes, the utility sub-sector recorded no inflation rate, followed by mining and quarrying sub-sector with -0.3 percent. The Manufacturing sub-sector recorded the lowest rate of -3.0 percent.



Copies of the Newsletter may be obtained from the information desk of Ghana Statistical Service or the GSS website at statsghana.gov.gh. For details of the PPI and for further explanation, please contact the Business & Industrial Statistics Section of the GSS or call 0302-682640. You may also contact us at the following address: Ghana Statistical Service, P. O. Box GP1098, Accra, Ghana.